


Alabama

Chemical Industry



Fast Facts

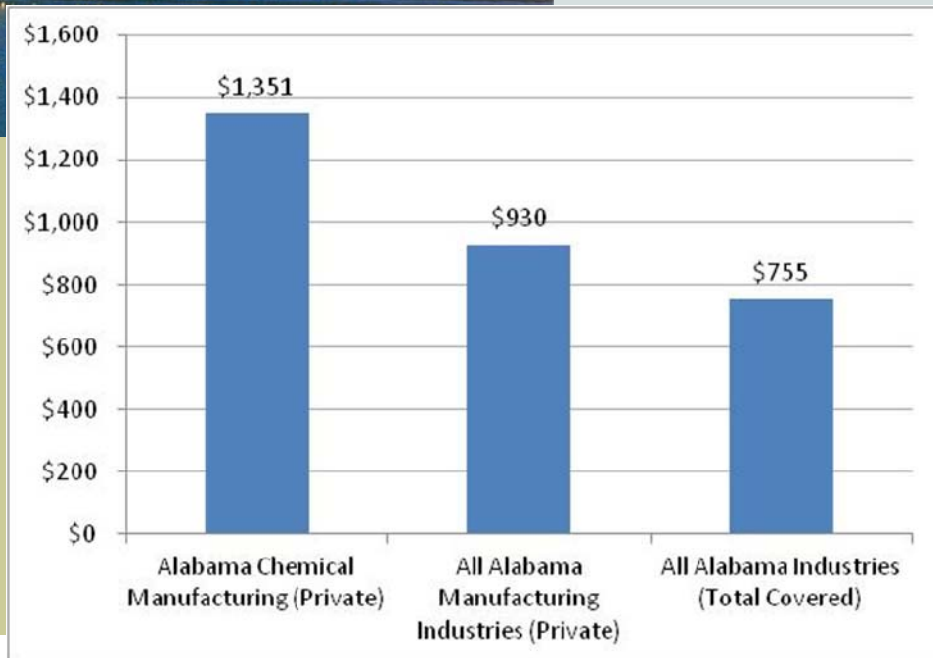
- Chemical manufacturing contributed \$1.82 billion to Alabama's \$136 billion State Gross Domestic Product in 2009.
- Chemical manufacturing exports were valued at \$1.44 billion in 2009, ranking the industry as the second largest exporter in the state.
- According to the American Chemistry Council, chemistry companies in Alabama directly employ 9,813 people, and indirectly contribute 32,705 jobs to the economy.
- In 2009, output in the chemical sector fell 10.7 percent to approximately \$1.8 billion. It is forecasted to increase 7.7 percent in 2010.



Employment and Average Weekly Wages

Employment in the chemical manufacturing sector was 9,217 in 2010.

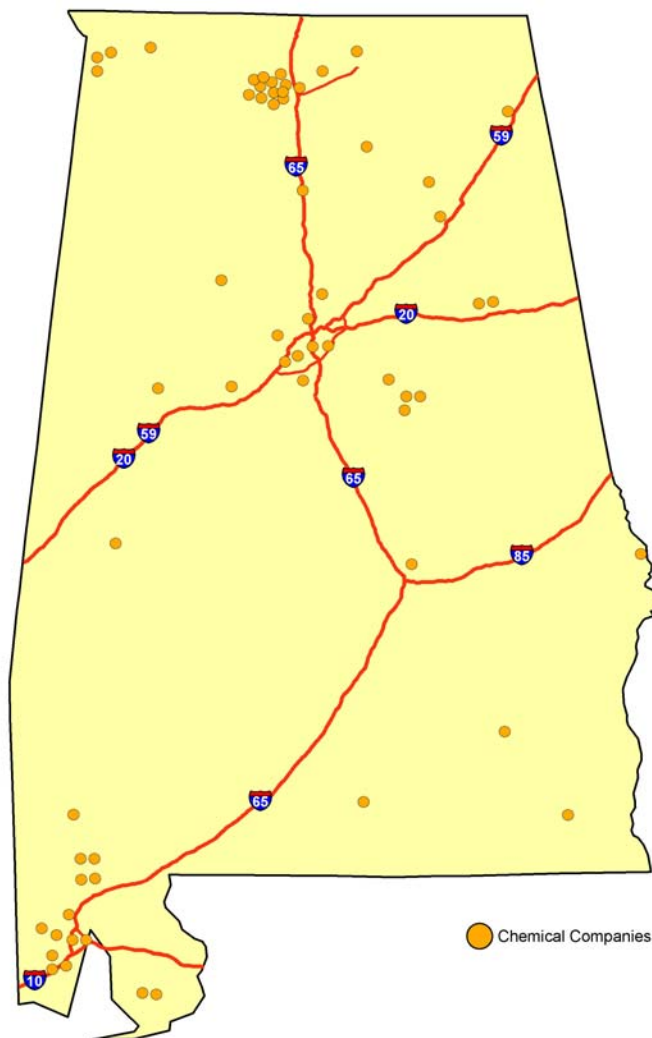
Source: Bureau of Labor Statistics, Quarterly Census of Employment and Wages, 2010 Annual Data



Top Employers (100 or more employees)

- Akzo Nobel
- Arkema Inc
- BASF Corp
- Benjamin Moore & Co
- BP America
- Ciba Specialty Chemicals Corp
- Daikin America
- DuPont
- Evonik Degussa Corp
- Engelhard Corp
- Hexcel Corporation
- Huntsman Advanced Materials
- INEOS Phenol
- Mobile Paint Manufacturing Company
- Occidental Chemical Corporation
- Olin Corporation
- Pursell Technologies Inc
- RadiciSpandex Corp
- Solutia Inc
- Syngenta
- UOP LLC
- US Amines

Chemical Company Locations in Alabama



Company	County	Product	Jobs	Investment (Millions)
2011				
Ascend Performance Materials	Baldwin	Nylon pellets	20	\$7.0 (Expansion)
HPM Alabama Corporation	Lee	Polypropylene resin materials manufacturing	30	\$9.25 (New)
2010				
Ascend Performance Materials	Morgan	Nylon	N.A.	\$6.5 (Expansion)
INEOS	Morgan	Crystal and impact polystyrene resins	N.A.	\$5.5 (Expansion)
Lenzing AG	Mobile	Synthetic fiber	63	\$30.0 (Expansion)
Liberty Coating Company	Jefferson	Pipe coatings for the natural gas, oil, petrochemical, water and wastewater industries	80	\$5.0 (New)
2009				
Benjamin Moore & Company	St. Clair	Paint manufacturing and research & development	40	\$2.5 (Expanding)
Gulf States International	Bullock	Cleaning products	20	N.A. (New)
2008				
BP America	Morgan	Paraxylene, naphthalene dicarboxylate acid and purified terephthalic acid (PTA)	11	\$225.0 (Expansion)
Daikin America	Morgan	Ethylene tetrafluoroethylene copolymer (ETFE)	25	\$66.0 (Expansion)
Gaylord Chemical	Tuscaloosa	DMSO-dimethyl sulfoxide	27	\$27.0 (New)
2007				
AlphaPet Inc.	Morgan	Polyethylene terephthalate (PET) resin	100	\$160.0 (New)
Evonik Degussa	Mobile	Rigid polymethacrylimide foam	14	\$10.0 (New)
Warren Adhesives	Mobile	Binding products for food, furniture and carpet manufacturers	6	N.A. (Expansion)
2006				
Pemco International	Cherokee	Porcelain enamel coatings for home appliances	50	N.A. (Expansion)
Valspar Coatings	Jefferson	Coatings for the food and beverage industry	60	\$3.0 (Expansion)
2005				
Lakeshore Biomaterials	Jefferson	Biodegradable polymers	N.A.	N.A. (New)
LoneStar Plastics	Autauga	Polyethylene film products	100	\$16.0 (New)
2004				
Evonik Degussa	Mobile	Chemicals	4	\$13.0 (Expansion)
Vimax Industries	Mobile	Amines (sodium hydrosulfites)	65	\$10.0 (New)

Sources

Alabama Dept. of Industrial Relations-Labor Market Division, www.dir.state.al.us/lmi
Alabama Economic Outlook 2010, Univ. of Alabama –Center for Business and Economic Research, <http://cber.cba.ua.edu>
American Chemistry Council, www.americanchemistry.com
U.S. Bureau of Economic Analysis, www.bea.gov
U.S. Dept of Labor-Bureau of Labor Statistics, www.bls.gov
Economic Development Partnership of Alabama, www.edpa.org

Updated November 2011